

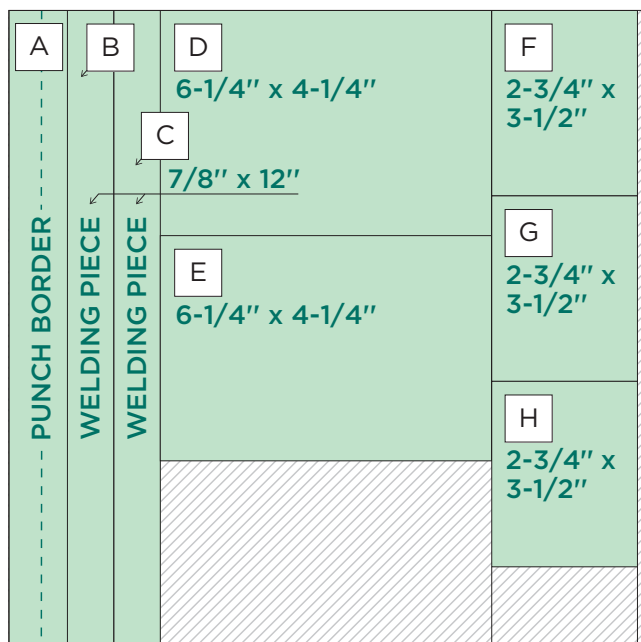
Note: Sketch shown above is meant to correspond with the Cutting Guide. It does NOT represent specific designer papers.

INSTRUCTIONS

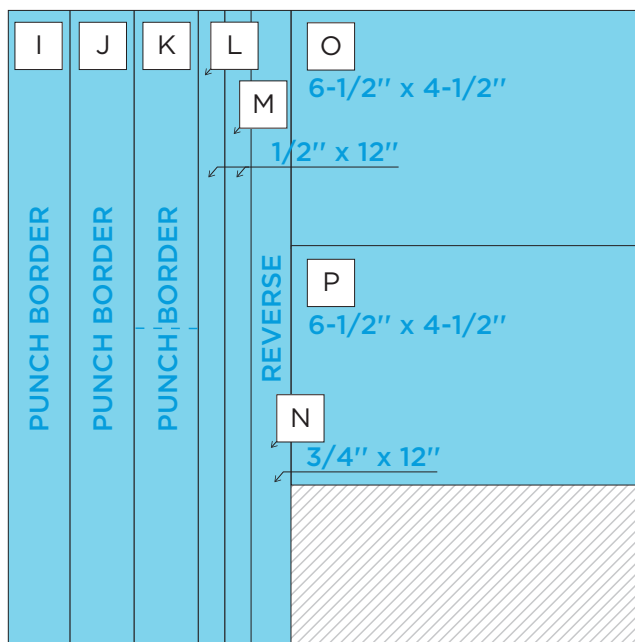
- Using the Mirrored Scallops Chain Border Maker Cartridge with the Original Border Maker System, punch one border from designer paper #1 and three borders from designer paper #2. Cut the first border (piece A) in half the long way and cut the last border (piece K) in half the short way.
- Using the 12-inch Trimmer, finish following Cutting Guides 1, 2, 3, 4 and 5 with designer papers and cardstock.
- To make the left side of your base, lay pieces W and X directly next to each other facedown on a flat surface so they meet edge to edge. Apply adhesive to welding piece B. Overlap and adhere piece B down the back seam of pieces W and X so it joins them into a full 12x12 sheet.
- For the right side of your base, repeat the welding process by applying adhesive to welding piece C and adhering to the backs of pieces Y and V.
- Fold border pieces I and J to form right angles as shown above. Starting at the middle of the right page, connect the two ends and adhere using the Repositionable Tape Runner. Complete the border by connecting I to K and J to K as shown, cutting piece K at the top and bottom where the pages split.
- Use the Tape Runner to finish adhering the rest of the pieces following the sketch above. Adhere photos and journal as desired.
- Optional: Apply stickers and embellishments using Foam Squares to add dimension.

CUTTING GUIDE: Make the following cuts on designer paper and cardstock.

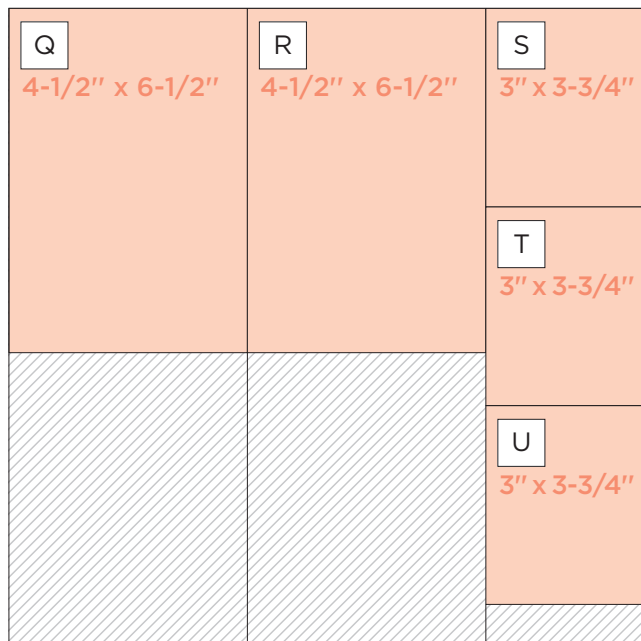
1 Designer Paper #1



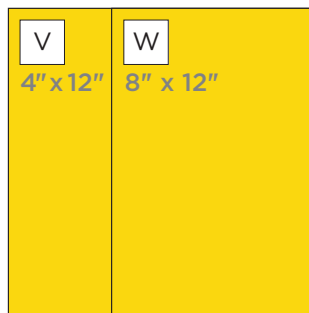
2 Designer Paper #2



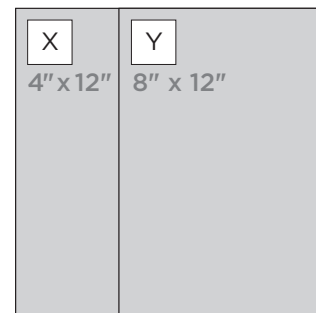
3 Starry Night Shimmer Cardstock



4 Designer Paper #3



5 Light Gray Cardstock



INGREDIENTS

- #660008 12x12 Light Gray Solid Cardstock
- #659649 12x12 Starry Night Shimmer Solid Cardstock
- #660038 Snowbound Designer Papers (x3)
- #656818 12-inch Trimmer
- #648420 Tape Runner
- #655443 Repositionable Tape Runner Refill
- #B654977 Original Border Maker System
- #659984 Mirrored Scallops Chain Border Maker Cartridge

OPTIONAL ADD-ONS

- #660042 Snowbound Stickers
- #660041 Snowbound Layered Embellishments
- #659196 Navy Dual-Tip Pen
- #642045 Foam Squares

PHOTO SIZES

- (4) 6" x 4"
- (3) 2-1/2" x 3-1/4"