

Note: Sketch shown above is meant to correspond with the Cutting Guide. It does NOT represent specific designer papers.

INSTRUCTIONS

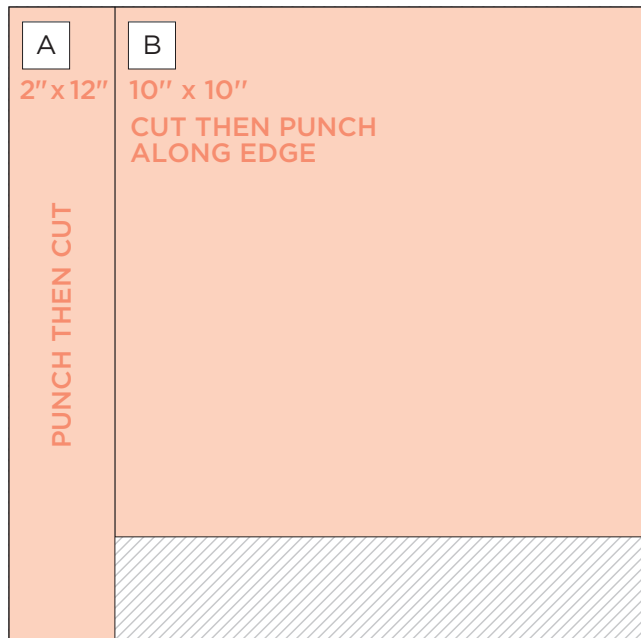
- Use two pieces of designer paper for the base of your spread.
- Using the Zebra Stripe Border Maker Cartridge with the Original Border Maker System, punch along the edge of piece A and then cut. Cut a 10" square for piece B and then punch along each edge by centering one side in the Border Maker System and punching the middle four stops, omitting the stops on either end. Repeat with the other three sides.
- For piece D, use the 12-inch Trimmer to cut a 10-1/2" x 10-1/2" square. Position piece D in the 12-inch Trimmer at the 1-1/4" mark. Use the ruled markings to make a cut 1-1/4" down from the top. Make a cut, stopping at 1-1/4" from the bottom edge.

Rotate piece D to the next side and repeat three more times, leaving an 8" x 8" square from the middle of piece D. Cut pieces E, F and G from this 8" x 8" square.

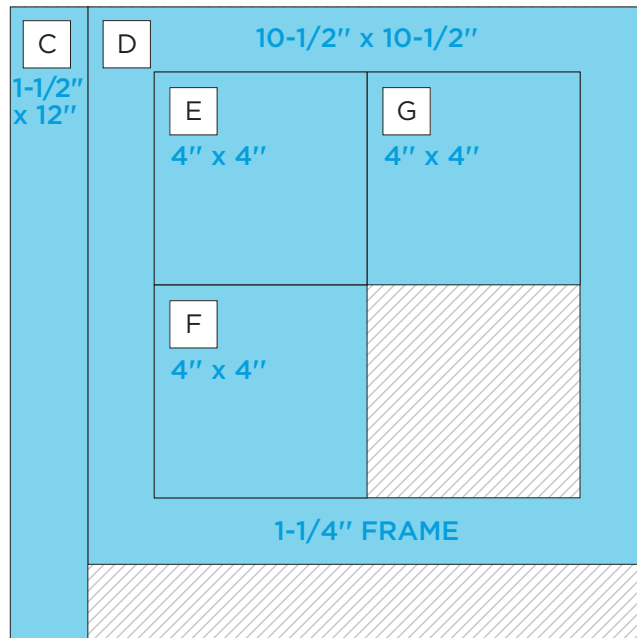
- Using the 12-inch Trimmer, finish following Cutting Guides 1, 2 and 3 with designer paper and cardstock.
- Using the Tape Runner, adhere the pieces following the sketch above. Use the Repositionable Tape Runner Refill to adhere the punched pieces and be careful when layering the following pieces: D behind B, C behind A and J and K behind your photos.
- Adhere photos and journal as desired.
- Optional: Apply stickers using Foam Squares to add dimension.

CUTTING GUIDE: Make the following cuts on designer paper and cardstock.

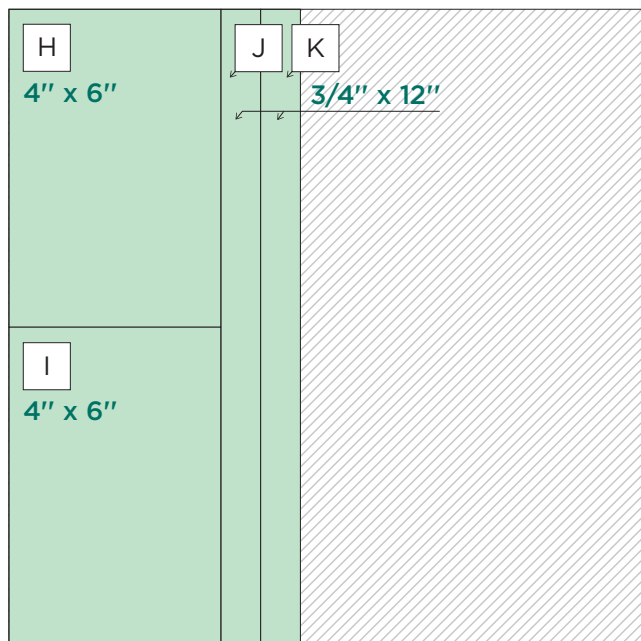
1 Designer Paper #1



2 Black Cardstock



3 Dark Green Cardstock



INGREDIENTS

- #660764 What A Zoo, Too! Designer Paper (x3)
- #655312 12x12 Black Solid Cardstock
- #656685 12x12 Dark Green Solid Cardstock
- #656818 12-inch Trimmer
- #648420 Tape Runner
- #655443 Repositionable Tape Runner Refill
- #660654 Zebra Stripe Border Maker Cartridge
- #B654977 Original Border Maker System

OPTIONAL ADD-ONS

- #660769 What A Zoo, Too! Stickers
- #660773 What A Zoo, Too! Border Stickers
- #655669 Black Dual-Tip Pen
- #642045 Foam Squares

PHOTO SIZES

- (2) 6" x 4"
- (2) 5-3/4" x 3-3/4"
- (3) 3-3/4" x 3-3/4"