

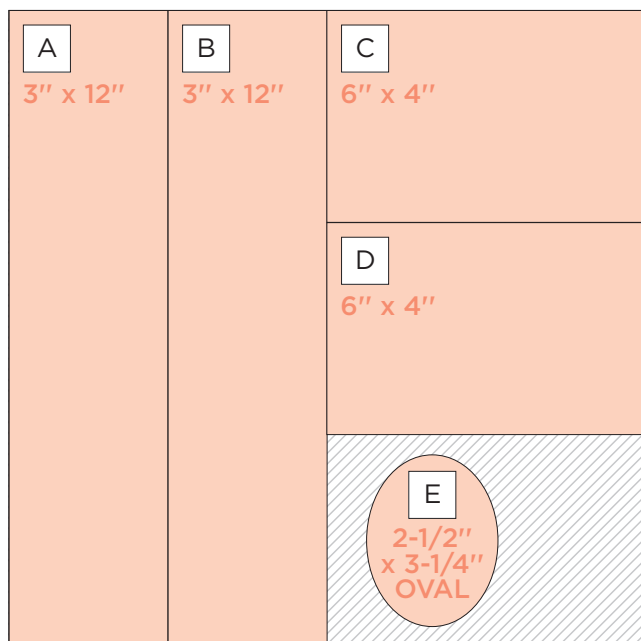
Note: Sketch shown above is meant to correspond with the Cutting Guide. It does NOT represent specific designer papers.

INSTRUCTIONS

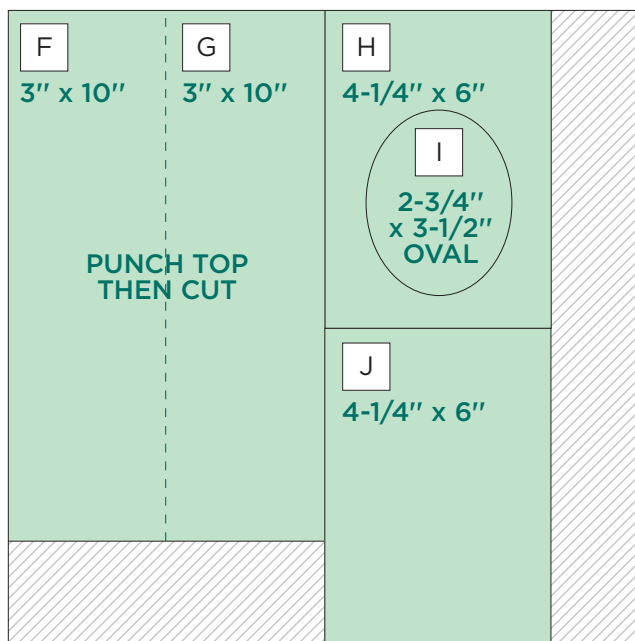
- Using the 12-inch Trimmer, follow Cutting Guides ①, ② and ③ with designer paper and cardstock. For piece E use the inside of the largest Oval CCS Pattern with the Green Blade. For piece I use the inside of the largest Oval CCS Pattern with the Red Blade to cut an oval from the center of piece H, which will be covered by a photo.
- For pieces F and G, first cut a 6" x 12" rectangle. Then use the Floral Peaks Border Punch to punch along one of the short edges. Trim the punched rectangle to 10" long and cut in half to make two 3" x 10" pieces.
- For Cutting Guides ④ and ⑤, use the Floral Peaks Border Punch to punch both the left and right edges of designer papers #1 and #2. Then cut off one border at 1-1/4" to make pieces O and P. Repeat to cut pieces Q and R.
- Use the Repositionable Tape Runner Refill to adhere piece A behind piece O so that the total width is 12", creating the left base of the layout. Adhere piece B behind piece R so that the total width is 12", creating the right base of the layout.
- Use the Repositionable Tape Runner Refill to adhere border piece Q to the left edge of A and border piece P to the right edge of B. Adhere F on top of O and G on top of R. Use the Tape Runner to finish adhering the rest of the pieces following the sketch above.
- Adhere photos and journal as desired.
- Optional: Apply stickers and embellishments using Foam Squares to add dimension.

CUTTING GUIDE: Make the following cuts on designer paper and cardstock.

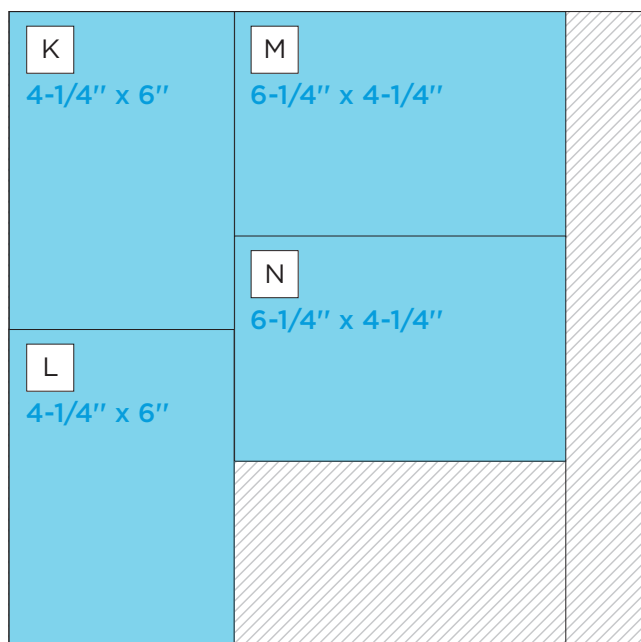
1 White Cardstock



2 Tone-on-Tone Paper #1



3 Tone-on-Tone Paper #2



4 Designer Paper #1



5 Designer Paper #2

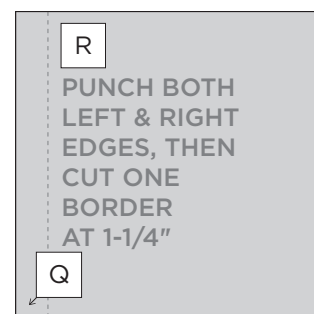


PHOTO SIZES

- (2) 5-3/4" x 3-3/4"
- (3) 4" x 5-3/4"
- (1) 4" x 3"

INGREDIENTS

- #655313 12x12 White Solid Cardstock
- #661515 Painted Garden Designer Papers (x2)
- #661516 Painted Garden Tone-on-Tone Papers (x2)
- #656818 12-inch Trimmer
- #648420 Tape Runner
- #655443 Repositionable Tape Runner Refill
- #661446 Floral Peaks Border Punch
- #624389 Oval Custom Cutting System Patterns
- #634368 Red Custom Cutting System Blade Cartridge
- #634369 Green Custom Cutting System Blade Cartridge
- #657144 13x13 Custom Cutting System Mat

OPTIONAL ADD-ONS

- #661518 Painted Garden Embellishments
- #661519 Painted Garden Stickers
- #655669 Black Dual-Tip Pen
- #642045 Foam Squares