



Tropic Time Border 1

SUPPLIES


Pink/Yellow Grid, Navy Tonal and Olive Leaf papers

Monstera Border Punch


Gemstone Heart CCS Pattern with Red Blade

Scoring Blade

Wave Blade (or other decorative blade)




1. Cut 6 hexagons with the large gemstone heart using the red blade on the inside track.




2. SCORE fold lines 1/2" in from the corners of two opposite sides of each hexagon.



3. Trim a 3 x 12" strip of navy tonal paper with the WAVE BLADE and adhere one folded hexagon just to the right of center.



4. Adhere the remaining folded pieces as shown. There will be about 1/4" of navy background showing at each end of the border.



5. Trim a 3-1/4" piece of tonal olive leaf paper and adhere to the back of the border. Trim the Coral Diamond Sticker strip in half and adhere as shown.



6. Punch a Monstera Leaves Border from the olive leaf paper and adhere to border as shown.