

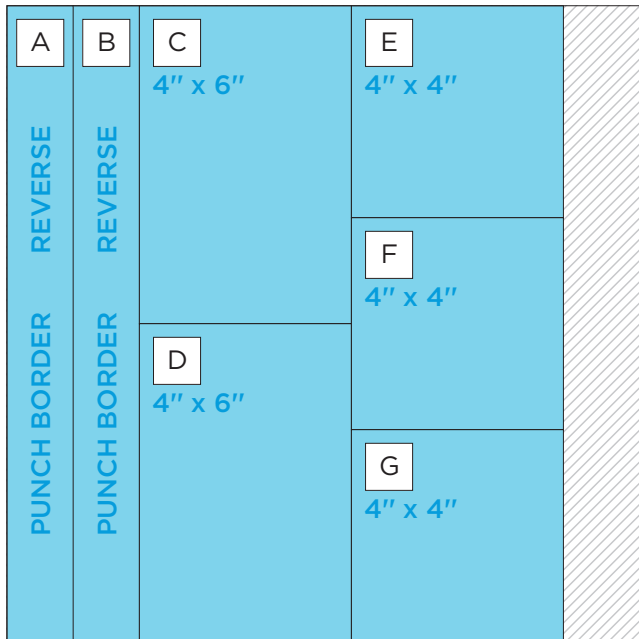
Note: Sketch shown above is meant to correspond with the Cutting Guide. It does NOT represent specific designer papers.

INSTRUCTIONS


- Use two sheets of Dark Sea Green Cardstock for your base. For the rest of the pieces use two full Sweet Summer designer papers, plus half of the beach scene paper cut vertically and half of the cards paper cut horizontally. Be sure to pay attention to the direction of the paper pattern before cutting.
- Using the Sea Star Chain Border Maker Cartridge with the Original Border Maker System, punch border pieces A and B from designer paper #1. Using the 12-inch Trimmer, finish following Cutting Guide 1 with designer paper #1.
- For Cutting Guide 2, place designer paper #2 1-1/2" to the right of the left-most smaller wave blade on the 12-inch Decorative Trimmer and cut a wavy line. Then turn the paper 90 degrees and use the 12-inch Trimmer to cut at 6".
- Starting with a half-sheet of the beach scene paper, follow Cutting Guide 3 with the 12-inch Trimmer to cut two 3" x 12" strips. Check that the beach scene paper is loaded vertically in the trimmer for the strips so that each has both the sky and beach included.
- Starting with a half-sheet of the cards paper, follow Cutting Guide 4 with the 12-inch Trimmer, cutting out the squares along the lines.
- Use the Tape Runner to adhere pieces J and K as shown, followed by H and I. Use the Repositionable Tape Runner Refill to adhere border pieces A and B.
- Finish adhering photo mat pieces C, D, E, F and G, followed by card pieces L, M, N, O, P, Q, R and S.
- Adhere additional photos and journal as desired.
- Optional: Apply stickers using Foam Squares to add dimension.

CUTTING GUIDE: Make the following cuts on designer paper.

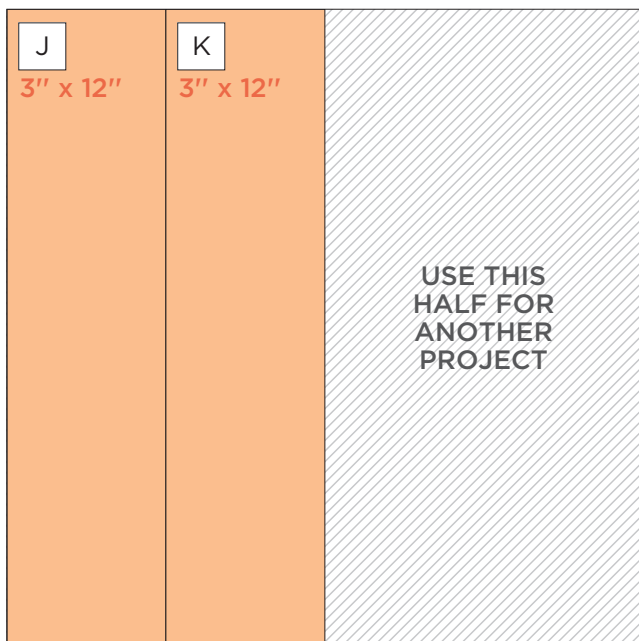
1 Designer Paper #1



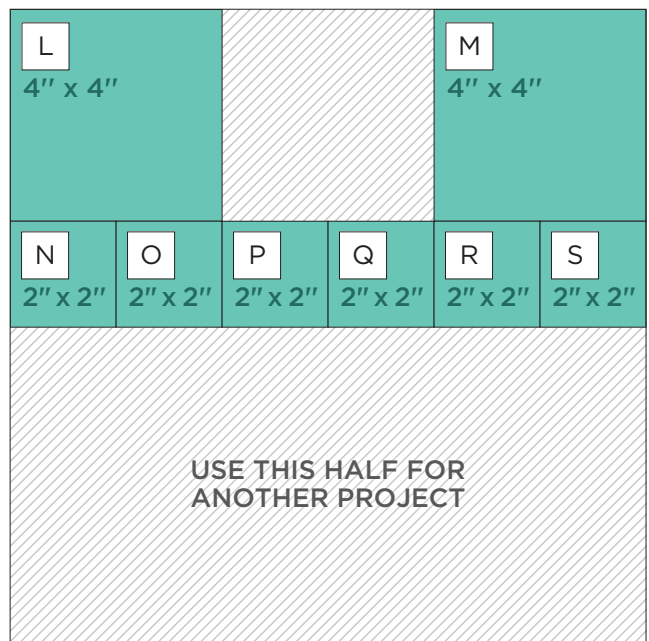
2 Designer Paper #2



3 Designer Paper #3 - Beach Scene



4 Designer Paper #4 - Cards



INGREDIENTS

- #660968 12x12 Dark Sea Green Solid Cardstock (x2)
- #661634 Sweet Summer Designer Papers (x3)
- #656818 12-inch Trimmer
- #655547 12-inch Decorative Trimmer
- #648420 Tape Runner
- #655443 Repositionable Tape Runner Refill
- #661567 Sea Star Chain Border Maker Cartridge
- #B654977 Original Border Maker System

OPTIONAL ADD-ONS

- #661637 Sweet Summer Stickers
- #655669 Black Dual-Tip Pen
- #642045 Foam Squares

PHOTO SIZES

- (2) 5-1/2" x 3-1/2"
- (3) 3-1/2" x 3-1/2"