

Note: Sketch shown above is meant to correspond with the Cutting Guide. It does NOT represent specific designer papers.

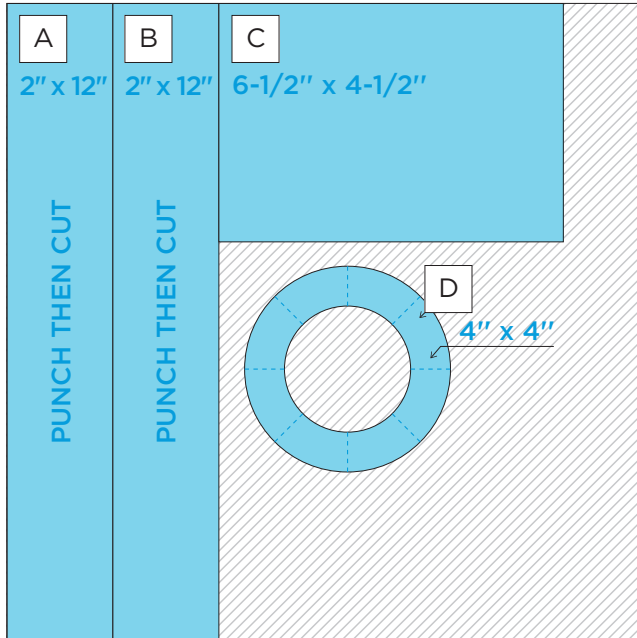
INSTRUCTIONS

- Use two sheets of designer paper for your base.
- Using the Original Border Maker System with the Scallop Wave Border Maker Cartridge, punch two borders each from the Royal Blue Cardstock, White Cardstock and designer paper #1, trimming to the widths on the Cutting Guide.
- Cut circle pieces D, H and I in the bottom right corners of each paper before cutting the remaining pieces.
- Using the 12-inch Trimmer, finish following Cutting Guides ①, ② and ③ with Royal Blue Cardstock, White Cardstock and designer paper #1.
- Using the outside of the smallest Circle CCS Pattern and the Red Blade, cut circles D, H and I. Using the inside of the medium Circle CCS Pattern and the Red Blade, cut out the

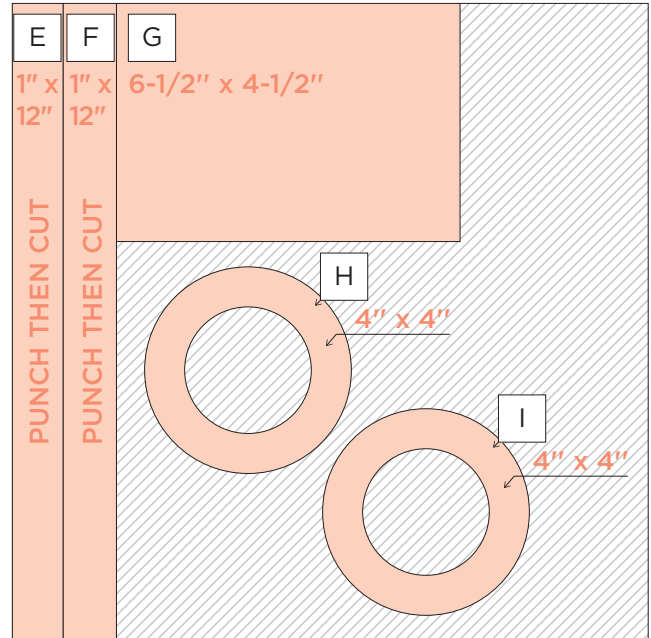
- middles of each of the circles, creating a lifesaver shape.
- Cut piece D in half. Cut those two pieces in half again, then cut the four remaining shapes in half again. (Tip: To easily cut equal lengths, simply fold the piece in half and then cut on the crease.) Adhere all of the D pieces to pieces H and I to look like a striped life preserver ring.
- With the Tape Runner, adhere the remaining pieces to the layout following the sketch above.
- Cut circle photos using the outside of the smallest Circle CCS Pattern and the Red Blade.
- Adhere photos and journal as desired.
- Optional: Apply stickers and flags from the Banner Flag Punch, using Foam Squares to add dimension.

CUTTING GUIDE: Make the following cuts on cardstock and designer paper.

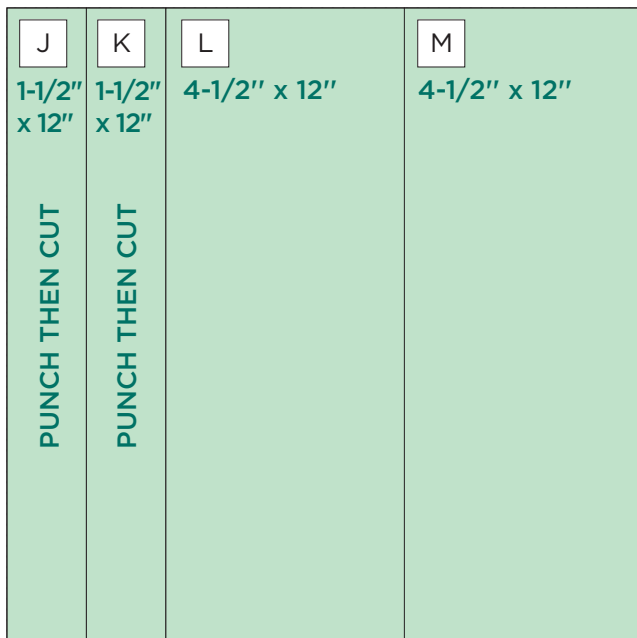
1 Royal Blue Cardstock



2 White Cardstock



3 Designer Paper #1



INGREDIENTS

- #655315 12x12 Royal Blue Solid Cardstock
- #655313 12x12 White Solid Cardstock
- #657151 Deep Blue Sea Designer Paper (x3)
- #656818 12-inch Trimmer
- #654977 Original Border Maker System
- #657062 Scallop Wave Border Maker Cartridge
- #624387 Circle Custom Cutting System Patterns
- #634368 Red Custom Cutting System Blade Cartridge
- #657144 13x13 Custom Cutting System Mat
- #648420 Tape Runner
- #655443 Repositionable Tape Runner Refill

OPTIONAL ADD-ONS

- #657153 Deep Blue Sea Stickers
- #656790 Banner Flag Punch
- #642045 Foam Squares
- #655669 Black Dual-Tip Pen

PHOTO SIZES

- (1) 4" x 6"
- (1) 6" x 4"
- (4) 4" x 4"