

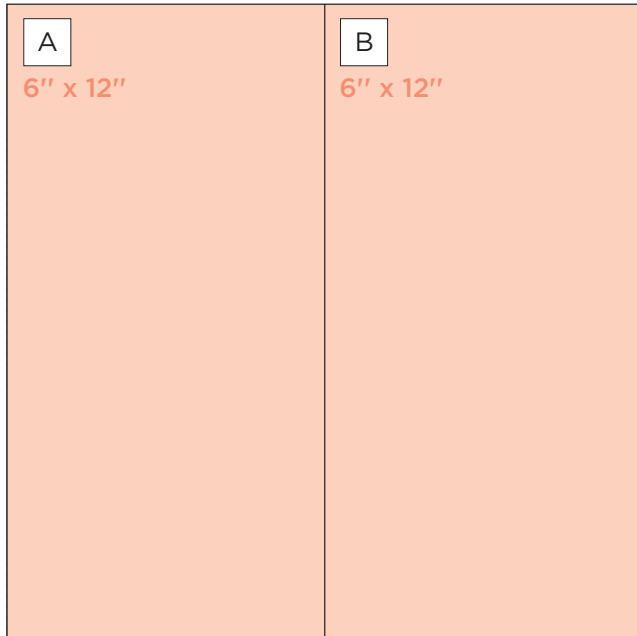
**Note:** Sketch shown above is meant to correspond with the Cutting Guide. It does NOT represent specific designer papers.

## INSTRUCTIONS

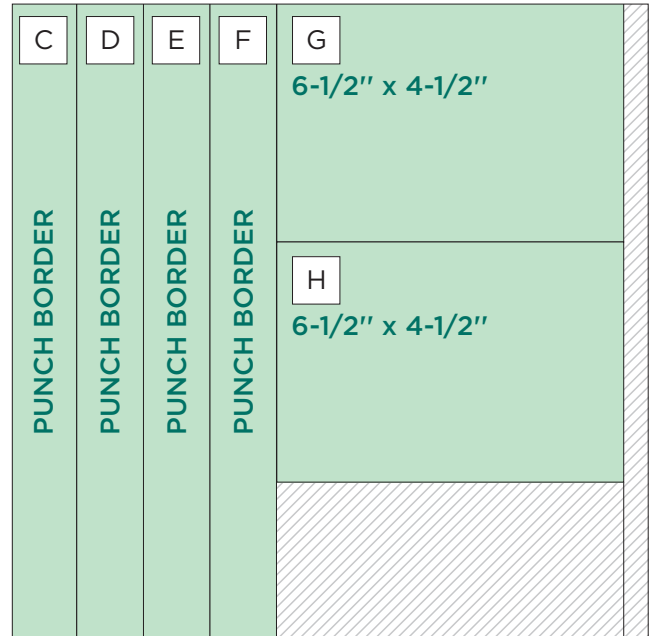
- Use two sheets of Beige Cardstock for your base.
- Before making any cuts, be sure to pay attention to the direction of the paper patterns.
- Using the Dolphins Border Maker Cartridge with the Original Border Maker System, punch four borders from designer paper #2. Save the shapes that are punched out for later.
- Using the 12-inch Trimmer, finish following Cutting Guides 1, 2 and 3 with designer paper.
- For pieces I, J, K and L, use the outside of the small Circle CCS Pattern with the Blue Blade. Use the Circle Punch to punch six circles (M) from the remaining designer paper #3 or use the inside of the medium Circle CCS Pattern with the Blue Blade.
- Use the Tape Runner to adhere pieces A and B approximately 2" from each edge, following the sketch above. Then adhere photo mats G, H, I, J, K and L, as well as the punched circle shapes (M).
- Use the Repositionable Tape Runner Refill to adhere border pieces C, D, E and F, as well as the saved dolphin and wave shapes on top of the M circles.
- Crop four photos into 4" circles using the outside of the small Circle CCS Pattern with the Red Blade. Adhere photos and journal as desired.
- Optional: Apply stickers using Foam Squares to add dimension.

**CUTTING GUIDE:** Make the following cuts on designer paper.

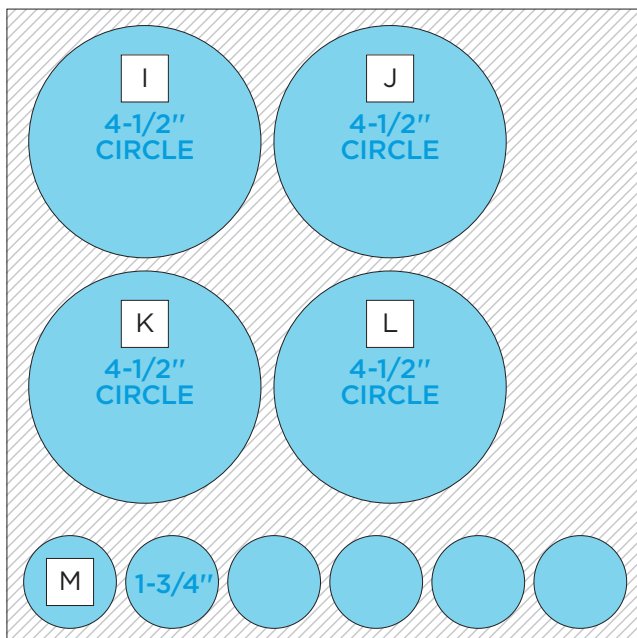
**1** Designer Paper #1



**2** Designer Paper #2



**3** Designer Paper #3



**INGREDIENTS**

- #660964 12x12 Beige Solid Cardstock (x2)
- #661767 Seas, Please! Designer Paper (x3)
- #656818 12-inch Trimmer
- #648420 Tape Runner
- #655443 Repositionable Tape Runner Refill
- #661087 Circle Punch
- #661737 Dolphins Border Maker Cartridge
- #B654977 Original Border Maker System
- #624387 Circle Custom Cutting System Patterns
- #634368 Red Custom Cutting System Blade Cartridge
- #634380 Blue Custom Cutting System Blade Cartridge
- #657144 13x13 Custom Cutting System Mat

**OPTIONAL ADD-ONS**

- #661772 Seas, Please! Stickers
- #655669 Black Dual-Tip Pen
- #642045 Foam Squares

**PHOTO SIZES**

- (2) 4" x 6"
- (4) 4" x 4"