



Meggan Jacks Scrapbooking

ALL ACCESS PROJECT



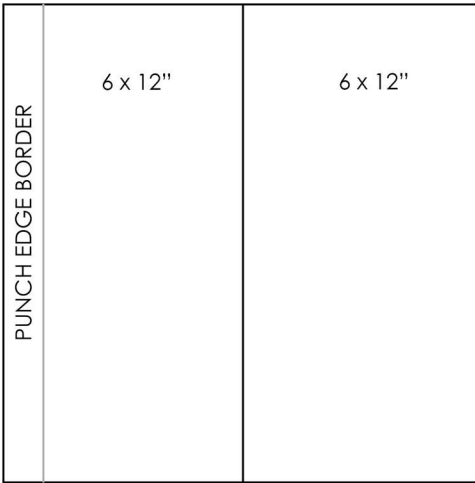
Fresh Focus Layout

This layout uses the Fresh Focus paper & stickers, but can be adapted with any set of papers to work with your photos and theme.



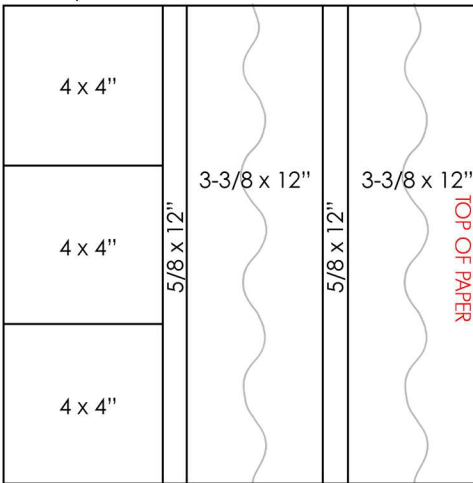
Please watch the layout video for additional tips on creating the layout.

Green Leaves (2x)



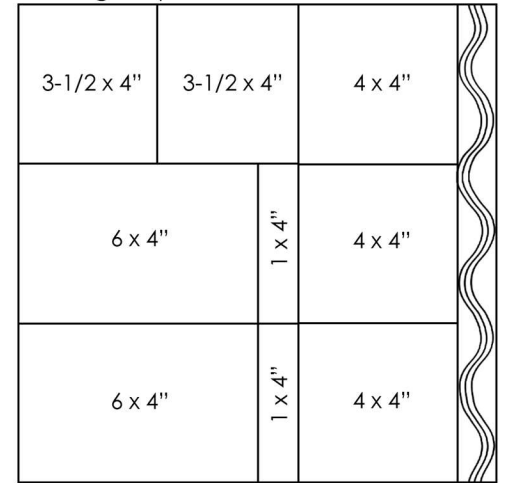
Trim paper in half then punch one of the 6" pieces with an edge style border punch or BMC.

Berry Words/Plaid



Trim paper into (3) 4" segments first. Cut parallel with wording with the top of the paper rotated to the right.

Orange Splatter



Trim the Wave Strips first - keep them thin - 1/4" wide or less.



Weave the 5/8" strip of berry paper into the Picket Fence edge



Measured from top of white piece
Orange Wave Strip - 4-1/2"
Berry Wave - 5"
Plaid Wave - 5-1/2"
Then adhere the Picket Fence piece to complete 12x12 page.

