

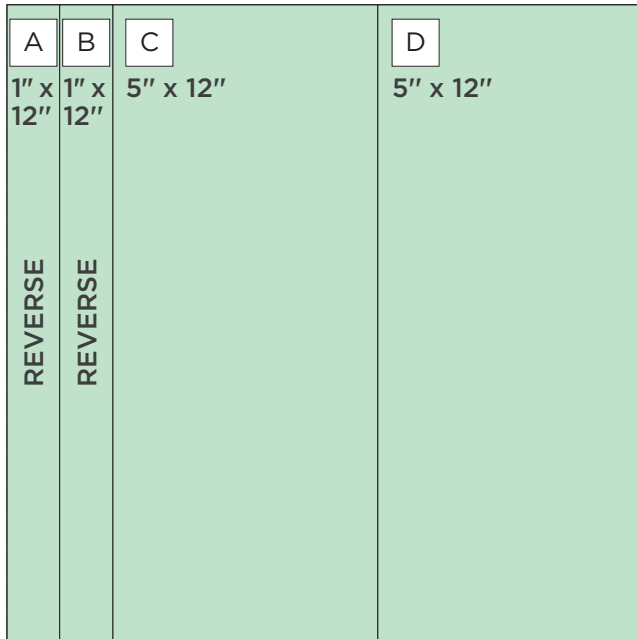
Note: Sketch shown above is meant to correspond with the Cutting Guide. It does NOT represent specific designer papers.

INSTRUCTIONS

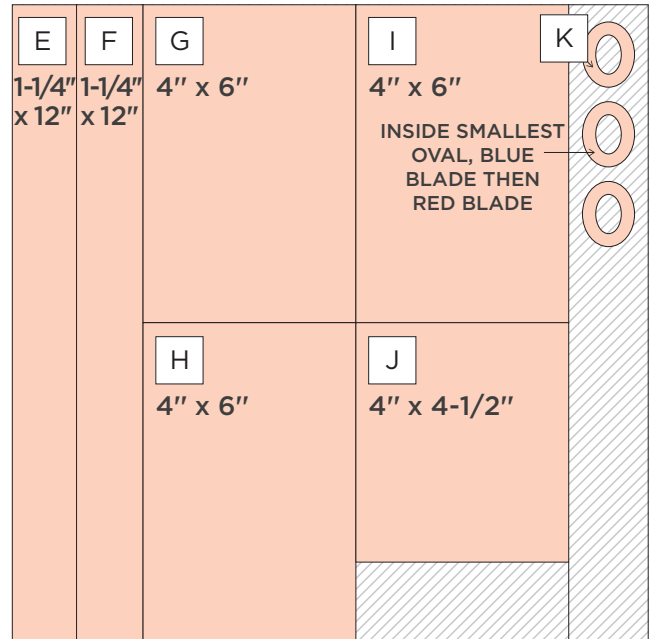
- Use two sheets of designer paper for your base.
- Using the Stacked Presents Chain BMC with the Original Border Maker System, punch two borders from Blue Solid Cardstock.
- Use the 12-inch Trimmer to finish following the Cutting Guide with designer papers #1 and #2 and Blue Solid Cardstock. Be sure to pay attention to the direction of the paper pattern before cutting.
- For oval pieces K and R, use the inside of the smallest Oval CCS Pattern with the Blue Blade to make the first cut. Keeping the CCS Pattern in the same spot, use the Red Blade on the inside edge to make a second cut around the first. Repeat to cut three ovals each from designer paper #2 and Blue Solid Cardstock.
- Use the Tape Runner to adhere piece C on the left page 1" from the top and D on the right page 1" from the bottom.
- Use the Repositionable Tape Runner to adhere border piece L on top of A, then adhere both on top of E. Adhere border piece M on top of B, then adhere both on top of F. Adhere borders 4-1/2" from the outside edges of each page.
- Use the Repositionable Tape Runner to adhere the three K ovals behind piece Q to make a bow as shown. Adhere the three R ovals behind piece J.
- Finish adhering all remaining pieces as shown.
- Adhere photos and journal as desired.
- Optional: Apply stickers or embellishments using Foam Squares to add dimension.

CUTTING GUIDE: Make the following cuts on designer paper and cardstock.

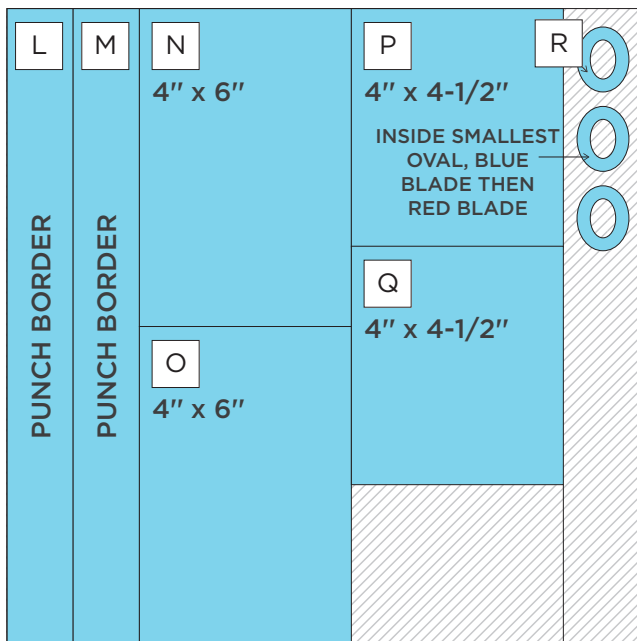
1 Designer Paper #1



2 Designer Paper #2



3 Blue Solid Cardstock



INGREDIENTS

- #663710 Birthday Jubilee Designer Papers (x4)
- #660978 Blue Solid Cardstock (x1)
- #656818 12-inch Trimmer
- #654977 Original Border Maker System
- #663667 Stacked Presents Chain Border Maker Cartridge
- #648420 Tape Runner
- #656528 Repositionable Tape Runner
- #657144 13x13 Custom Cutting System ("CCS") Mat
- #624389 Oval CCS Patterns
- #634380 Blue CCS Blade
- #634368 Red CCS Blade

OPTIONAL ADD-ONS

- #663713 Birthday Jubilee Stickers
- #663717 Birthday Jubilee Embellishments
- #655669 Black Dual-Tip Pen
- #660820 Foam Squares Variety Pack

PHOTO SIZES

- (3) 5-1/2" x 3-1/2"
- (2) 3-1/2" x 5-1/2"
- (3) 3-1/2" x 4"