

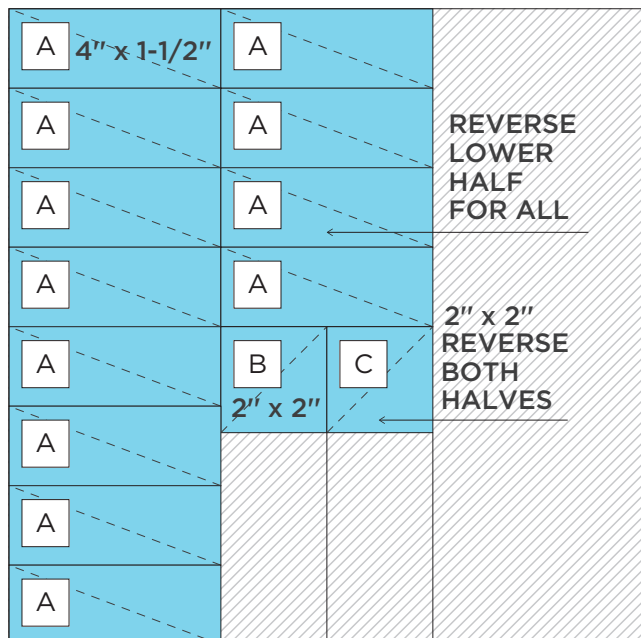
**Note:** Sketch shown above is meant to correspond with the Cutting Guide. It does NOT represent specific designer papers.

## INSTRUCTIONS

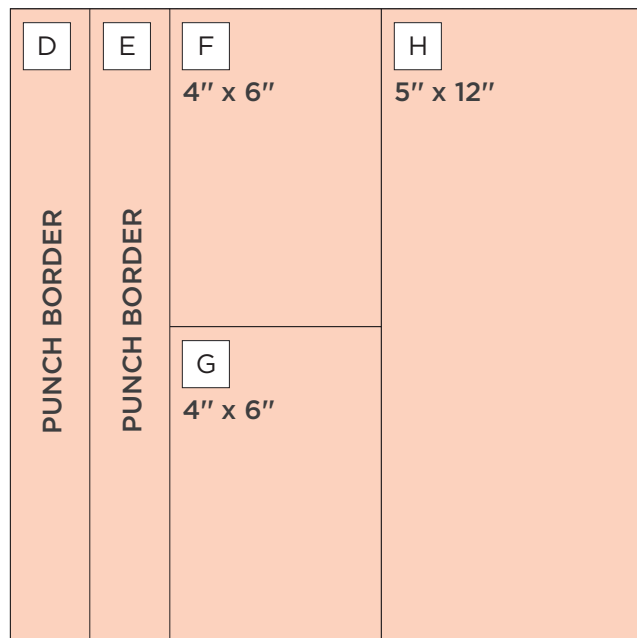
- Use two sheets of White Solid Cardstock for your base.
- Use the 12-inch Trimmer to follow the Cutting Guide with designer paper #1. Make sure the more patterned side is facing up and pay attention to the direction of the paper pattern before cutting. *Tip: Cut all the rectangle and square pieces first, then cut them in half diagonally.*
- Use the Tape Runner to adhere all A pieces along the top and bottom of the base pages as shown. Start with the more patterned halves first, then add the reversed sides on top.
- Using the Road Trip Border Punch, punch two borders each from designer papers #2 and #3.
- Use the 12-inch Trimmer to finish following the Cutting Guide.
- Adhere piece H across the left page 3" down from the top. Adhere piece K in the middle of the left page.
- Use the Repositionable Tape Runner to adhere border pieces I and J directly above the layered A pieces along the bottom of both base pages. Then adhere border pieces D and E on top of E and J, slightly offset as shown.
- Position and adhere piece F, a 3-1/2" x 5-1/2" photo and piece G across the right page as shown. Be careful to avoid using adhesive near the corners of pieces F and G.
- Adhere half of piece B slightly offset from piece C to make a layered triangle. Repeat, then insert each layered triangle under the corners of pieces F and G as shown.
- Adhere remaining photos and journal as desired.
- Optional: Apply stickers using Foam Squares to add dimension.

**CUTTING GUIDE:** Make the following cuts on designer paper.

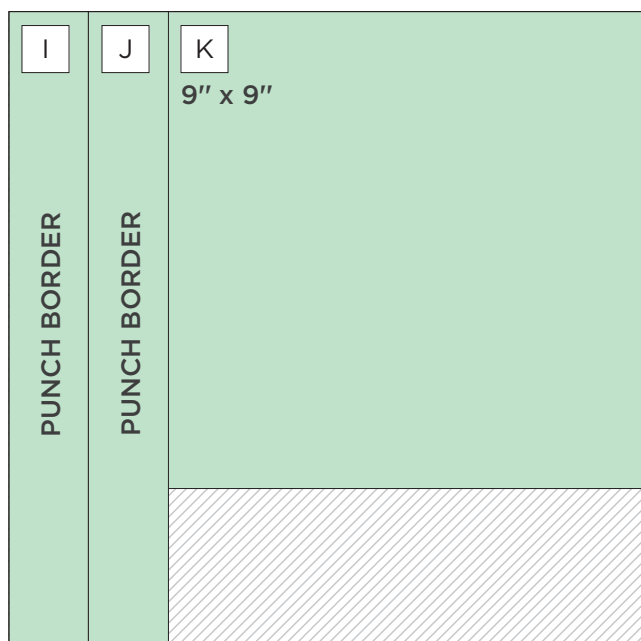
**1** Designer Paper #1



**2** Designer Paper #2



**3** Designer Paper #3



## INGREDIENTS

- #663910 Hit the Road Designer Papers (x3)
- #655313 White Solid Cardstock (x2)
- #656818 12-inch Trimmer
- #663817 Road Trip Border Punch
- #648420 Tape Runner
- #656528 Repositionable Tape Runner

## OPTIONAL ADD-ONS

- #663913 Hit the Road Stickers
- #655669 Black Dual-Tip Pen
- #660820 Foam Squares Variety Pack

## PHOTO SIZES

- (4) 4" x 4"
- (3) 3-1/2" x 5-1/2"