

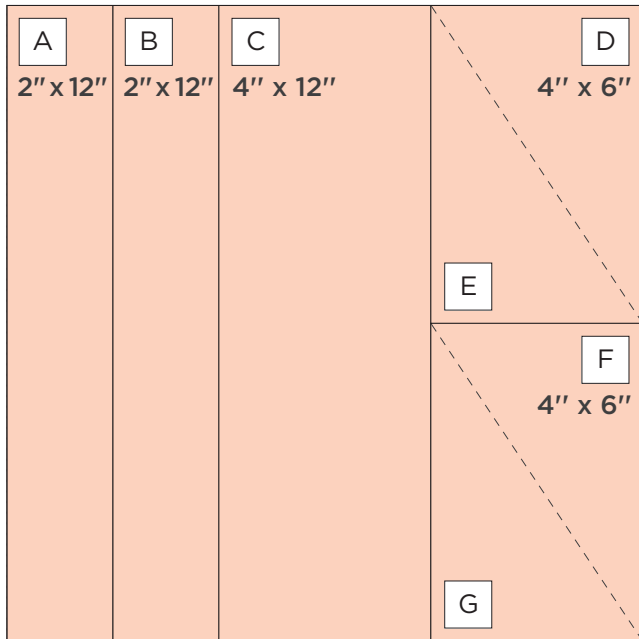
Note: Sketch shown above is meant to correspond with the Cutting Guide. It does NOT represent specific designer papers.

INSTRUCTIONS

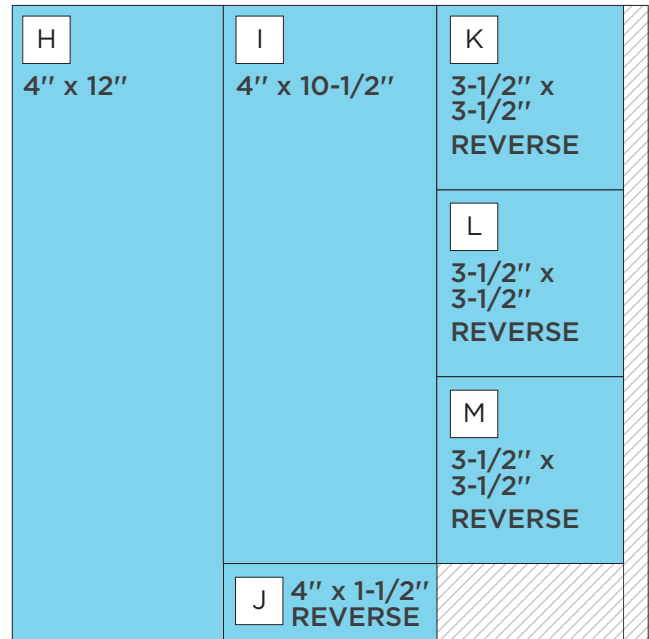
- For your base, use the Scalloped Crochet Border Punch to punch one edge of two sheets of Navy Cardstock. Use the 12-inch Trimmer to cut designer paper #1.
- Line up piece A on the left edge of the 13x13 Cutting Mat. Use the Repositionable Tape Runner to add adhesive to the punched edge of one sheet of Navy Cardstock and adhere on top of A so that it forms a 12" x 12" base page. Repeat this with piece B and the second sheet of punched Navy Cardstock to form both bases.
- Using the 12-inch Trimmer, finish cutting the designer paper and cardstock following the Cutting Guide. Be sure to pay attention to the direction of the papers before cutting.
- Use the Tape Runner to adhere pieces I and H 1/4" up from the bottom edges of each base page. Adhere piece C 1/2" from the inside edge of the left page.
- Adhere R, S and T along the left edge of piece C, with R touching the top and T touching the bottom. Adhere K, L and M on top of R, S and T as shown.
- Adhere N to triangle piece D so that 1/4" of piece D is showing behind the top and right edges of N. Adhere to the left page as shown. Adhere E behind O, F behind P and G behind Q so that 1/4" of each triangle piece is showing, then adhere to the right page as shown. Adhere piece J above Q and G as shown.
- Adhere photos and journal as desired.
- Optional: Apply stickers using Foam Squares to add dimension.

CUTTING GUIDE: Make the following cuts on designer paper and cardstock.

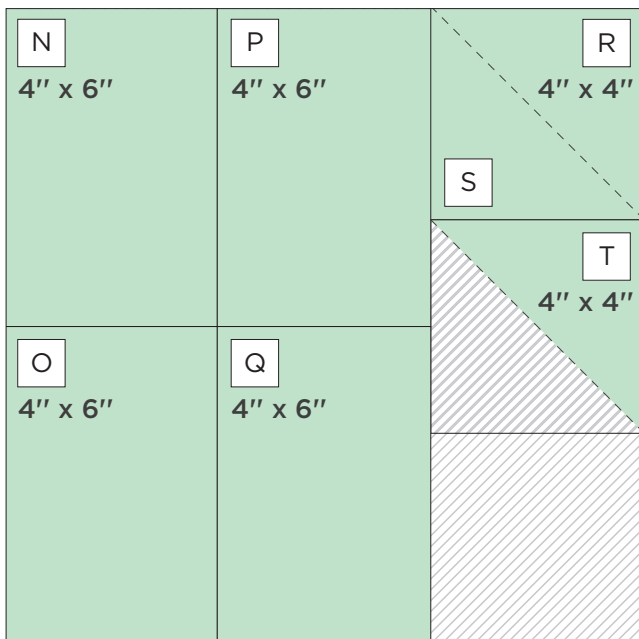
1 Designer Paper #1



2 Designer Paper #2



3 Dark Sea Green Solid Cardstock



INGREDIENTS

- #664008 Craft Happy Designer Paper (x2)
- #657665 Navy Solid Cardstock (x2)
- #660968 Dark Sea Green Solid Cardstock
- #656818 12-inch Trimmer
- #648420 Tape Runner
- #655443 Repositionable Tape Runner Refill
- #663794 Scalloped Crochet Border Punch
- #657144 13x13 Custom Cutting System Mat

OPTIONAL ADD-ONS

- #664013 Craft Happy Stickers
- #655669 Black Dual-Tip Pen
- #660820 Foam Squares Variety Pack

PHOTO SIZES

- (2) 5-3/4" x 3-3/4"
- (2) 3-3/4" x 5-3/4"
- (3) 3-1/4" x 3-1/4"