

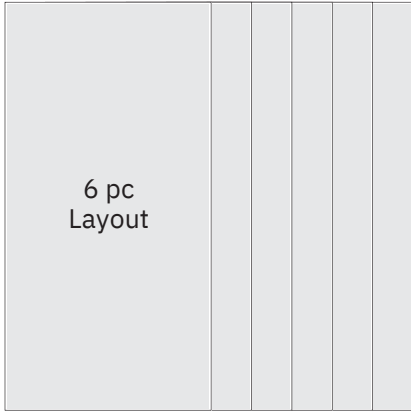
6x12 CASCADES

The guides below demonstrate how specific spacers, combined with specific Peekaboo Pockets, would span an entire* 12x12 page.

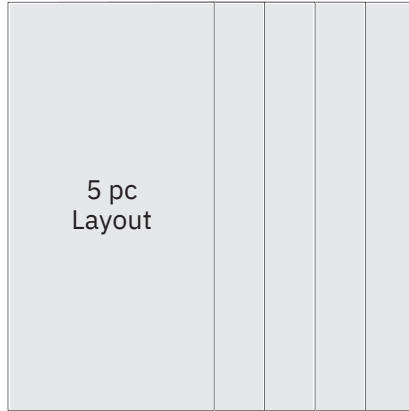
*Meggan's Note: Guides with a star will cover the entire 12 width or height.

Guides without a star will be slightly too short or too long and need to be adapted.

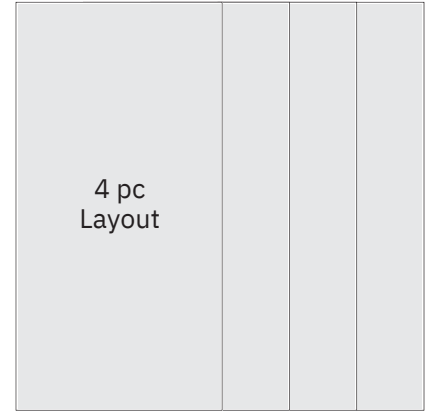
★ Use Spacer D



★ Use Spacer E

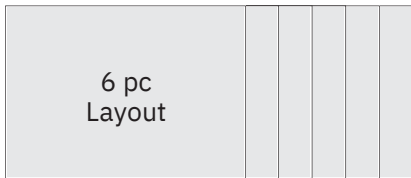


★ Use Spacer G

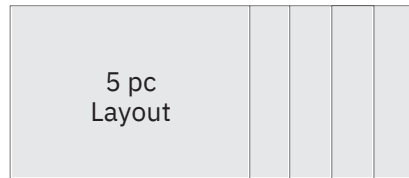


7x5 CASCADES

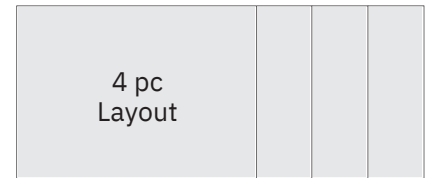
★ Use Spacer C



Use Spacer D 0.2" short

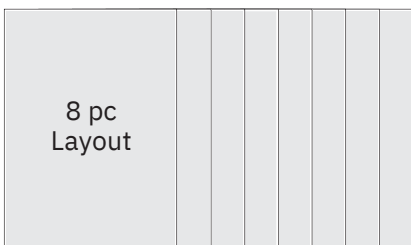


Use Spacer E 0.5" short

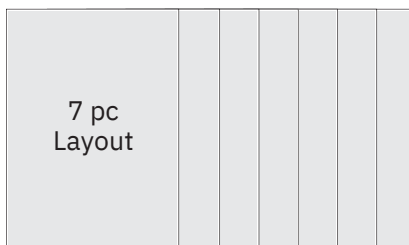


5x7 CASCADES

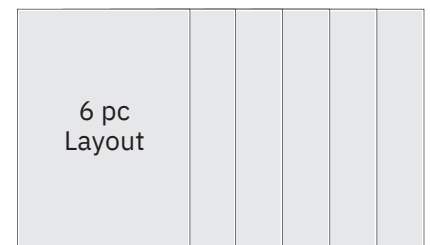
★ Use Spacer C



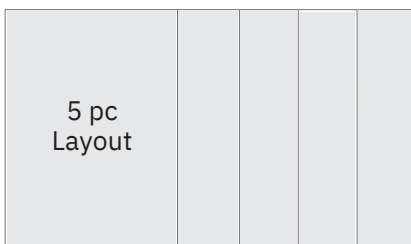
Use Spacer D 0.2" extra



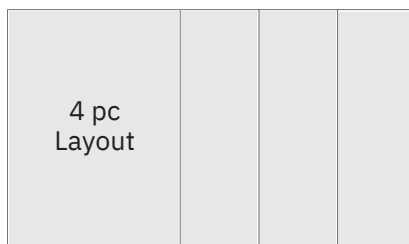
Use Spacer E 0.5" extra



★ Use Spacer F



Use Spacer H 0.25" short



6x4 CASCADES

★ Use Spacer A



★ Use Spacer D



NOTE: The guides below also work for 6x12 cascades.

★ Use Spacer B



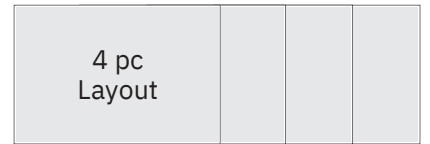
★ Use Spacer E



★ Use Spacer C



★ Use Spacer G




4x6 CASCADES

★ Use Spacer B

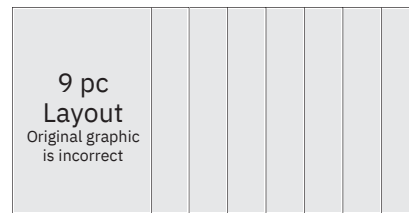


★ Use Spacer E 0.5" short




NOTE: The guides below also work for 4x4 and 3x4 cascades.

★ Use Spacer C



★ Use Spacer G

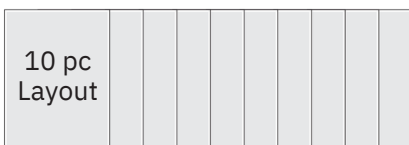


★ Use Spacer D 0.8" short




3x4 CASCADES


★ Use Spacer C



★ Use Spacer F 0.25" short



★ Use Spacer D 0.6" short



★ Use Spacer H



★ Use Spacer E

